

CLOBBA

Installing and registering your
tenant using a Microsoft account

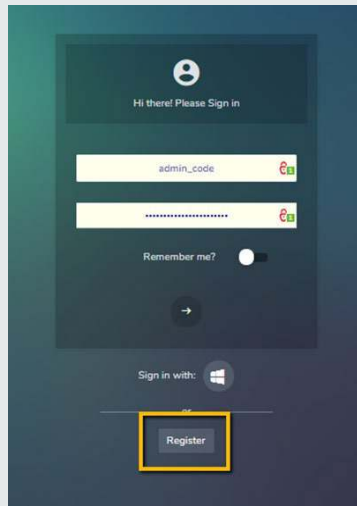
LAST UPDATED: JUNE 2022



Clobba GO installation guide

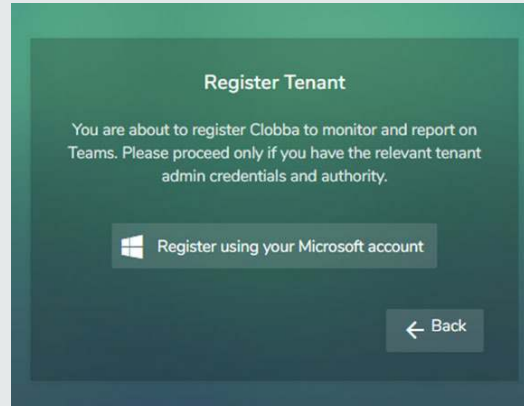
Step 1:

You will first be taken to the Clobba signing in page, from there click on 'Register'



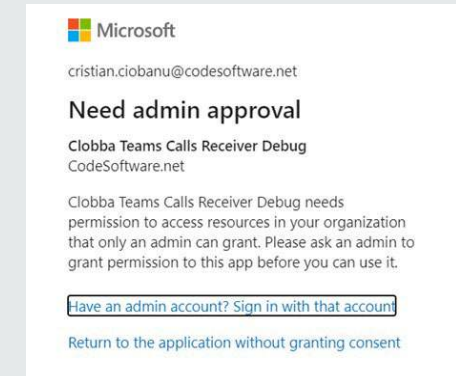
Step 2:

Select Register using your Microsoft account



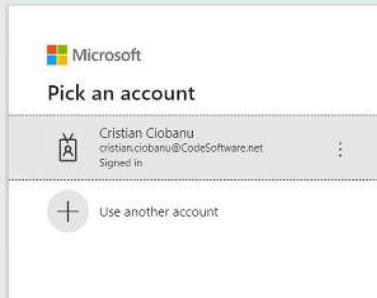
Step 3:

Select the Microsoft account that will be used for login




Step 4:

The next step requires approval from the Clobba admin. To see the admin section select return to the application without granting consent.



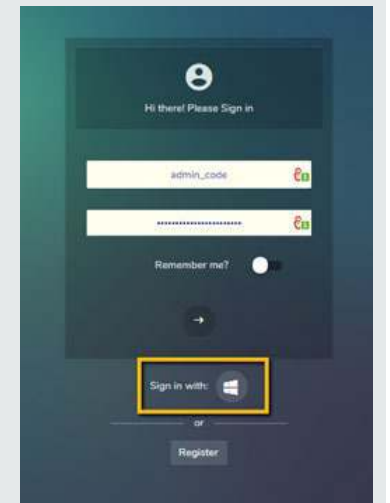
Step 5:

Your user is now logged into Clobba with limited rights, at this point you must logout which is achieved by clicking on your user in the top right of the screen.



Step 6:

Now from the signing in page select sign in with



Who we are

Code was formed in 2013 by three experts in call reporting and analytics. They identified the need at the time for a new solution which would be designed and developed from day one with consideration for the more complex reporting requirements of Unified Communications platforms.

Since our formation we have increased our product portfolio in line with our core vision to create a single application which gives visibility and management of multiple elements of a UC environment.

The **CLOBBA** suite of software includes:

Clobba RT - Real-time wallboards and trend analytics for Microsoft Teams enabling users to manage queues, improve response times, and maximize productivity

Clobba DM - showing an inventory and level of device management for headsets from EPOS, Jabra and Poly

Clobba VR - easy to use and cost-effective call recording for Microsoft Teams, our simple, compliant and affordable voice recording solution

Clobba RM - DID range, number and extension management and provisioning solution, your single pane of glass for all number-management tasks

Clobba QM - allows full configuration of Microsoft Teams Call Queues and Auto Attendants without the requirement of a Teams administrator role

The team at Code have experience of working on some of the largest installations of call reporting in the world and pride ourselves in delivering the highest levels of customer service.

We operate through a global network of 50+ partners with over 3,000 customer installations across five continents and operate from offices in UK, US, New Zealand and Romania.

CODE SOFTWARE UK

5 The Hayloft
Far Peak, Northleach
Gloucestershire
GL54 3AP

E: info@codesoftware.net
T: +44 (0) 1285 405450

CODE SOFTWARE US

4600 140th Avenue North,
Suite 180
Clearwater
Florida 33762

E: info@codesoftware.net
T: +1 (727) 201 1246

CODE SOFTWARE ANZ

The General Building, Level 3
29 Shortland Street
Auckland 1010,
New Zealand

E: info@codesoftware.net
T: +64 9 8707845

CODE SOFTWARE ROMANIA

Bdv. Nicolae
Iorga, Nr. 41A, Iasi

E: support@codesoftware.net

